

**Rajendra K. Gupta & Associates**  
**Chartered Accountants**

Rajendra Kumar Gupta  
B.Com. F.C.A.

Sunita Sandeep Gupta  
B.Com. F.C.A.

Room No.3, Kshipra Society,  
Akurli Cross Road No.1  
Kandivali (East)  
Mumbai : 400101  
Tele : (022) 32480279  
Telefax : (022) 28874879  
Email : [rk.gupta@hawcoindia.com](mailto:rk.gupta@hawcoindia.com)

To,  
The Board of Directors,  
**THOMAS SCOTT (INDIA) LIMITED**  
50, Kewal Industrial Estate,  
Senapati Bapat Marg,  
Lower Parel (West),  
Mumbai- 400013

We have reviewed the accompanying statement of un-audited financial results of **Thomas Scott (India) Limited** for the quarter ended **December 31, 2012** except for the disclosures regarding 'Public Shareholding' and 'Promoter and Promoter Group Shareholding' which have been traced from disclosures made by the management and have not been audited by us. This statement is the responsibility of the Company's Management and has been approved by the Board of Directors/ Committee of Board of Directors. Our responsibility is to issue a report on these financial statements based on our review.

We conducted our review in accordance with the Standard on Review Engagement (SRE) 2400, engagements to Review Financial Statements issued by the Institute of Chartered Accountants of India. This standard requires that we plan and perform the review to obtain moderate assurance as to whether the financial statements are free of material misstatement. A review is limited primarily to inquiries of company personnel and analytical procedures applied to financial data and thus provides less assurance than an audit. We have not performed an audit and accordingly, we do not express an audit opinion.

Based on our review conducted as above, nothing has come to our attention that causes us to believe that the accompanying statement of un-audited financial results prepared in accordance with applicable accounting standards and other recognized accounting practices and policies has not disclosed the information required to be disclosed in terms of Clause 41 of the Listing Agreement including the manner in which it is to be disclosed, or that it contains any material misstatement.



For Rajendra K. Gupta & Associates  
Chartered Accountants  
Firm Registration No.:108373W


*Rajendra Kumar Gupta*

Rajendra Kumar Gupta  
Partner  
Membership No. 9939

Place: Mumbai  
Date: 14.02.13



## Unaudited Standalone Financial Results for the Quarter ended on 31st December 2012

		(Rs. In Lacs)			
<b>Part I</b>		<b>Quarter Ended</b>		<b>Nine Months Ended</b>	<b>Year Ended</b>
<b>No.</b>	<b>Particulars</b>	<b>31/12/2012</b>	<b>30/09/2012</b>	<b>31/12/2012</b>	<b>31/03/2012</b>
		<b>Unaudited</b>	<b>Unaudited</b>	<b>Unaudited</b>	<b>Audited</b>
1	<b>Income from Operations</b>				
	(a) Net Sales (Net of Excise Duty)	537.83	262.23	979.11	1,581.66
	(b) Other Operating Income	5.61	21.30	32.43	9.84
	<b>Total income from Operations(Net)</b>	<b>543.45</b>	<b>283.53</b>	<b>1,011.55</b>	<b>1,591.50</b>
2	<b>Expenses</b>				
	(a) Cost of Materials Consumed	(42.61)	-	3.62	465.97
	(b) Purchase of Stock-in-Trade	447.97	341.78	789.75	122.77
	(c) Change in Inventories of Finished Goods, Work-in-Progress and Stock-in-Trade	134.54	(127.30)	193.86	706.36
	(d) Employees Benefits Expenses	10.07	9.32	29.25	87.03
	(e) Depreciation & Amortization Expenses	3.10	2.57	8.78	47.53
	<b>(f) Other Expenses</b>	-	-	-	-
	i) Brokerage and Sales Commission	10.92	26.45	72.88	286.92
	ii) Rental Charges	2.69	10.51	13.20	154.42
	iii) Other Expenses	49.50	72.09	136.04	660.73
	<b>Total Expenses</b>	<b>616.18</b>	<b>335.42</b>	<b>1,247.38</b>	<b>2,531.74</b>
3	Profit from Operations Before Other Income, Finance Cost and Exceptional Items (1-2)	(72.73)	(51.89)	(235.84)	(940.24)
4	Other Income	-	-	-	5.00
5	Profit from Ordinary Activities Before Finance Cost and Exceptional Items (3+4)	(72.73)	(51.89)	(235.84)	(935.24)
6	Finance Cost	0.40	0.39	1.68	18.95
7	Profit from Ordinary Activities After Finance Cost but Before Exceptional Items (5-6)	(73.13)	(52.28)	(237.51)	(954.19)
8	Exceptional Item :-	-	-	-	-
9	Profit / (Loss) from Ordinary Activities Before Tax (7-8)	(73.13)	(52.28)	(237.51)	(954.19)
10	Tax Expenses	-	-	-	-
11	Net Profit / (Loss) from Ordinary Activities After Tax (9-10)	(73.13)	(52.28)	(237.51)	(954.19)
12	Extraordinary Items (Net of Tax Expenses )	-	-	-	-
13	Net Profit / (Loss) for the period (11-12)	(73.13)	(52.28)	(237.51)	(954.19)
14	Share of Profit / (Loss) of Associates	-	-	-	-
15	Minority Interest	-	-	-	-
16	Net Profit / (Loss) After Taxes, Minority Interest and Share of Profit / (Loss) of Associates (13-14-15)	(73.13)	(52.28)	(237.51)	(954.19)
17	Paid-up Equity Share Capital (Face Value Rs. 10 Per Share)	339.00	339.00	339.00	339.00
18	Reserves excluding Revaluation Reserves as per Balance Sheet of previous Accounting Year	-	-	-	1,279.53
19	Earnings Per Share (EPS)				
19(i)	EPS of Rs. 10/- each (Not Annualised) (Before Extraordinary items)				
	(a) Basic	(2.16)	(1.54)	(7.01)	(28.15)
	(b) Diluted	(2.16)	(1.54)	(7.01)	(28.15)
19(ii)	EPS of Rs. 10/- each (Not Annualised) (After Extraordinary items)				
	(a) Basic	(2.16)	(1.54)	(7.01)	(28.15)
	(b) Diluted	(2.16)	(1.54)	(7.01)	(28.15)



## Unaudited Standalone Financial Results for the Quarter ended on 31st December 2012

Part I		(Rs. In Lacs)			
		Quarter Ended		Nine Months Ended	Year Ended
No.	Particulars	31/12/2012	30/09/2012	31/12/2012	31/03/2012
		Unaudited	Unaudited	Unaudited	Audited
1	<b>Income from Operations</b>				
	(a) Net Sales (Net of Excise Duty)	537.83	262.23	979.11	1,581.66
	(b) Other Operating Income	5.61	21.30	32.43	9.84
	<b>Total income from Operations(Net)</b>	<b>543.45</b>	<b>283.53</b>	<b>1,011.55</b>	<b>1,591.50</b>
2	<b>Expenses</b>				
	(a) Cost of Materials Consumed	(42.61)	-	3.62	465.97
	(b) Purchase of Stock-in-Trade	447.97	341.78	789.75	122.77
	(c) Change in Inventories of Finished Goods, Work-in-Progress and Stock-in-Trade	134.54	(127.30)	193.86	706.36
	(d) Employees Benefits Expenses	10.07	9.32	29.25	87.03
	(e) Depreciation & Amortization Expenses	3.10	2.57	8.78	47.53
	<b>(f) Other Expenses</b>	-	-	-	-
	i) Brokerage and Sales Commission	10.92	26.45	72.88	286.92
	ii) Rental Charges	2.69	10.51	13.20	154.42
	iii) Other Expenses	49.50	72.09	136.04	660.73
	<b>Total Expenses</b>	<b>616.18</b>	<b>335.42</b>	<b>1,247.38</b>	<b>2,531.74</b>
	Profit from Operations Before Other Income, Finance Cost and Exceptional Items (1-2)	(72.73)	(51.89)	(235.84)	(940.24)
3	Other Income	-	-	-	5.00
4	Profit from Ordinary Activities Before Finance Cost and Exceptional Items (3+4)	(72.73)	(51.89)	(235.84)	(935.24)
5	Finance Cost	0.40	0.39	1.68	18.95
6	Profit from Ordinary Activities After Finance Cost but Before Exceptional Items (5-6)	(73.13)	(52.28)	(237.51)	(954.19)
7	Exceptional Item :-	-	-	-	-
8	Profit / (Loss) from Ordinary Activities Before Tax (7-8)	(73.13)	(52.28)	(237.51)	(954.19)
9	Tax Expenses	-	-	-	-
10	Net Profit / (Loss) from Ordinary Activities After Tax (9-10)	(73.13)	(52.28)	(237.51)	(954.19)
11	Extraordinary Items (Net of Tax Expenses )	-	-	-	-
12	Net Profit / (Loss) for the period (11-12)	(73.13)	(52.28)	(237.51)	(954.19)
13	Share of Profit / (Loss) of Associates	-	-	-	-
14	Minority Interest	-	-	-	-
15	Net Profit / (Loss) After Taxes, Minority Interest and Share of Profit / (Loss) of Associates (13-14-15)	(73.13)	(52.28)	(237.51)	(954.19)
16	Paid-up Equity Share Capital (Face Value Rs. 10 Per Share)	339.00	339.00	339.00	339.00
17	Reserves excluding Revaluation Reserves as per Balance Sheet of previous Accounting Year	-	-	-	1,279.53
18	Earnings Per Share (EPS)				
19(i)	EPS of Rs. 10/- each (NotAnnualised) (Before Extraordinary items)				
	(a) Basic	(2.16)	(1.54)	(7.01)	(28.15)
	(b) Diluted	(2.16)	(1.54)	(7.01)	(28.15)
19(ii)	EPS of Rs. 10/- each (NotAnnualised) (After Extraordinary items)				
	(a) Basic	(2.16)	(1.54)	(7.01)	(28.15)
	(b) Diluted	(2.16)	(1.54)	(7.01)	(28.15)



Part II

No.	Particulars	Quarter Ended		Nine Months Ended	Year Ended
		31/12/2012	30/09/2012	31/12/2012	31/03/2012
		Unaudited	Unaudited	Unaudited	Audited
<b>A</b>	<b>PARTICULARS OF SHARE HOLDING</b>				
17	Public Shareholding				
	- No. of shares	1,082,815	1,082,815	1,082,815	1,082,815
	- Percentage of Shareholding	31.94	31.94	31.94	31.94
18	Promoters and promoter group Shareholding				
	a) Pledged/Encumbered				
	- Number of shares	Nil	Nil	Nil	Nil
	- Percentage of shares (as a % of the total shareholding of promoter and promoter group)	Nil	Nil	Nil	Nil
	- Percentage of shares (as a % of the total share capital of the company)	Nil	Nil	Nil	Nil
	b) Non-encumbered				
	- Number of shares	2,307,185	2,307,185	2,307,185	2,307,185
	- Percentage of shares (as a % of the total shareholding of promoter and promoter group)	100.00	100.00	100.00	100.00
	- Percentage of shares (as a % of the total share capital of the company)	68.06	68.06	68.06	68.06
<b>B</b>	<b>INVESTOR COMPLAINTS</b>	<b>Quarter ended 31/12/2012</b>			
	Pending at the beginning of the quarter	Nil			
	Received during the quarter	Nil			
	Disposed off during the quarter	Nil			
	Remaining unresolved at the end of the quarter	Nil			

- Notes :
- 1 The above results have been reviewed by the Audit Committee and approved by the Board of Directors at their meeting held on 14th February 2013.
  - 2 Deferred tax will be provided annually.
  - 3 Basic & Diluted earnings per share has been calculated in accordance with the Accounting Standard 20 issued by ICAI.
  - 4 The Company operates in a single segment: manufacture of readymade garments and trading and sale of fabrics.
  - 5 Figures for the previous year are rearranged & regrouped wherever necessary for the purpose of comparison.

Place : Mumbai  
Date : 14 February 2013

Thomas Scott (India) Ltd.  
Mumbai  
Managing Director

